

Activity Name:

Hello, I am ...

Educational area of reference:

Communication

Goals / Objectives:

- Being able to make a presentation of themselves
- Being a part of a conversation
- Knowing which points belongs to a self-presentation

Number of participants:

1- 5 participants

Time needed:

3 hours with a repetition on another day

Description:

- This activity can be proposed to all members who wants to develop their communication skills.
- The activity is planned to be organized in an afternoon, where 1-5 participants meet in our room.
- During the first meeting, the participants are discussing with them what kind of information belongs to a self-presentation.
- The participants are drawing the different points belonging to a self-presentation like this:








- with pictures the participants are going to sum up the important points of a self-presentation, for example name, age, residence place, cell number, leisure activities, working place, ... Obviously these are examples, each group can add other

information like "my projects for the future" or other. The educator will help the participants to distinguish what they can tell in a presentation and what it's not interesting (ex. What I have eat today)

- After collecting all these information, the participants are going to create a sheet of information of every participant, so that everyone has his own sheet of information for a proper presentation.

My self-presentation

	<hr/>
	
	
	<hr/>
	
	<hr/>

- So now, everyone having his own sheet of presentation the participants can start to train making a presentation, one after the other.
- The educator can start with his own presentation, so that the participants have an idea how they can it.

- Then the participants will do their own presentation one after the other.
- At the end of the presentations, everyone can tell how it was.
- In a second round, the participants are doing the presentation like an interview with a microphone to animate the team a bit.
- Everyone can take home his information sheet to repeat or to edit in case of need.
- The participants are going to meet a second time in a strange place, with other people, to whom the participants are going to do again our self-presentation.